




KM 125/130 R Bp

Thanks to Tact filter cleaning, you can work using this ride-on vacuum sweeper almost without dust. The Teach System and optional sweeping crescent side brush also save time and resources.



1 Sweeping crescent side brush

- No more tedious sweeping by hand.
- Cleans in corners in a single pass.

2 Innovative, highly effective and automatic Tact filter cleaning system

- Consistently clean pores for an optimal cleaning result.
- Automatic cleaning.

3 Teach System

- Automatic roller brush correction according to wear.
- Three contact pressures selectable at the push of a button.

4 Kärcher Intelligent Key

- Programmable in 28 different languages.
- Assignment of user rights for machine settings.



KM 125/130 R Bp

Technical data

Order No.		1.280-150.2
Max. area performance	m ² /h	10000
Working width	mm	880
Working width with one side brush	mm	1250
Working width with 2 side brushes	mm	1700
Battery voltage	V	24
Waste container	l	130
Climbing ability	%	12
Working speed	km/h	8
Dimensions (L × W × H)	mm	1800 × 1500 × 1450


Equipment

Automatic filter cleaning	■	Elapsed time counter	■
Traction drive	hydraulic	Sweeping function can be deactivated	■
Coarse dirt flap	■	Wheels, pneumatic-tyred	■
Overhead sweeping principle	■	Kärcher Intelligent Key	■
Forward traction drive	■	Start-Stop System	■
Reverse traction drive	■	Teach System	■
Suction	■	Sweeping crescent side brush	■
Hydraulic high container emptying	■	Automatic wear adjustment of main sweeper roller	■
Outdoor use	■	Tact filter cleaning	■
Indoor use	■	Multifunctional display	■
Battery display	■	Individual user languages/user rights	■

■ Included in delivery.

ACCESSORIES FOR KM 125/130 R BP

1.280-150.2



		Order No.	Installation ex works	Length / width	Diame-ter	Price	Description	
Main roller brush, soft/natural								
Main sweeper roller, soft/natural	1	4.762-526.0		880 mm	400 mm		With natural bristles, ideal for sweeping fine dust on smooth surfaces in both inside and outside areas.	■
Flat pleated filter								
Flat pleated filter	2	6.907-519.0					Synthetic filter, moisture-proof, washable, saves maintenance costs	■
Inaktiv								
Flat pleated filter	3	4.730-004.0						■
Standard main roller brushes								
Standard roller brush	4	4.762-525.0		880 mm	400 mm			□
Main roller brush, hard								
Main sweeper roller, hard/water-resistant	5	4.762-527.0		880 mm	400 mm		For removing stubborn dirt outdoors.	□

■ Included in delivery. □ Available accessories.

ACCESSORIES FOR KM 125/130 R BP

1.280-150.2




		Order No.	Installation ex works	Length / width	Diame-ter	Price	Description	
Side brush, soft								
Side brush, soft	1	6.966-065.0			600 mm		Sweeps fine dust on all surfaces, moisture-proof, for indoors and outdoors	■
Standard side brushes								
Standard side brushes	2	6.966-063.0			600 mm			□
Side brush, hard								
Side brush, hard	3	6.906-705.0			600 mm		Removes stubborn dirt outdoors, moisture-proof, mildly abrasive	□

■ Included in delivery. □ Available accessories.

ACCESSORIES FOR KM 125/130 R BP

1.280-150.2



		Order No.	Installation ex works				Price	Description	
Side brushes, left									
Attachment kit for second side brush, left	1	2.851-254.0							<input type="checkbox"/>
Configurable side brush									
Side brush, right	2	2.852-022.7	2.852-022.7					Right side brush on machine as standard.	<input type="checkbox"/>
Side brush, right + rotating brush	3	2.852-023.7	2.852-023.7					Right side brush on machine as standard. Including rotating brush for easy sweeping in corners.	<input type="checkbox"/>
Right + left side brushes	4	2.852-024.7	2.852-024.7					Right side brush on machine as standard. Including left side brush.	<input type="checkbox"/>
Right + left side brushes + sweeping crescent brush	5	2.852-025.7	2.852-025.7					Right side brush on machine as standard. Including left side brush and rotating brush for easy sweeping in corners.	<input type="checkbox"/>
Lighting									
Working lights	6	2.852-059.0	2.852-059.7						<input type="checkbox"/>
Protective roof for operator									
Protective roof	7	2.851-262.0	2.851-262.7						<input type="checkbox"/>
Sweeping/Vacuuuming									
KM 125/130 side brush cover attachment kit	8	2.852-244.0	2.852-244.7					For reducing dust when working with the KM 125/130 R vacuum sweeper: covering the side brush reduces dust dispersion and thereby prevents the environment and equipment from becoming dusty.	<input type="checkbox"/>
Warning beacon									
Warning beacon	9	2.852-057.0	2.852-057.7					For increased safety	<input type="checkbox"/>
Warning beacon on protective roof	10	2.852-058.0	2.852-058.7						<input type="checkbox"/>
Other mounting kits									
Comfort seat	11	2.851-381.0	2.851-381.7					Kärcher Fleet is the innovative solution for professional fleet management. The web-based portal serves for transparent machine, cleaning application and fleet utilisation management.	<input type="checkbox"/>
Kärcher Fleet Services KM	12	2.643-381.0	2.643-381.7						<input type="checkbox"/>
Standard seat	13	2.851-380.0	2.851-380.7						<input type="checkbox"/>

■ Included in delivery. □ Available accessories.

ACCESSORIES FOR KM 125/130 R BP

1.280-150.2



1, 3



2

		Order No.	Installation ex-works	Battery voltage	Battery capacity	Battery type	Price	Description	
Traction batteries									
Battery (in tray)	1	6.654-156.0		24 V	400 Ah			Up to 4 hours run time on a single charge.	<input type="checkbox"/>
Battery	2	6.654-119.0		6 V	240 Ah	Maintenance-free		4 required.	<input type="checkbox"/>
Battery, 240 Ah, low-maintenance	3	6.654-112.0		24 V	240 Ah				<input type="checkbox"/>

■ Included in delivery. □ Available accessories.

ACCESSORIES FOR KM 125/130 R BP

1.280-150.2

		Order No.	Installation ex works				Price	Description	
Tyres, puncture-proof									
Puncture-proof tyres (set), full rubber, non-marking	1	2.851-685.0	2.851-685.7						<input type="checkbox"/>
Tyres									
Pneumatic tyres wheel set	2	2.851-683.0	2.851-683.7						<input type="checkbox"/>

■ Included in delivery. □ Available accessories.

ACCESSORIES FOR KM 125/130 R BP

1.280-150.2




		Order No.	Installation ex works				Price	Description	
Water spraying system									
Water spraying system for side brushes	1	2.852-242.0	2.852-242.7					Water spraying system for KM 125/130 R vacuum sweeper. For binding dust when needed, with 30-litre plastic container, water drain, belt attachment and nozzle for the left side brush.	<input type="checkbox"/>

■ Included in delivery. Available accessories.

ACCESSORIES FOR KM 125/130 R BP

1.280-150.2



		Order No.	Length	Colour	Quantity	Price	Description	
Home Base accessories								
Home Base mop holder kit	1	4.035-374.0			1 piece(s)		The Homebase Mop kit contains mop clip, mop support and bottle holder - the perfect solution for securely carrying the mop directly on the scrubber drier.	<input type="checkbox"/>
Adapter Homebase	2	5.035-488.0			1 piece(s)		Fastener for various hooks and clips on the machine.	<input type="checkbox"/>
Double hook	3	6.980-077.0			1 piece(s)		Double hook for attaching rubbish bags, etc. to the machine. Only for use with the Homebase adapter 5.035-488.0.	<input type="checkbox"/>
Holder handhold grey	4	6.980-078.0			1 piece(s)		Mop clip for attaching a mop to the machine. Only for use with the Homebase adapter 5.035-488.0.	<input type="checkbox"/>
Home Base litter picker kit	5	4.035-524.0						<input type="checkbox"/>

■ Included in delivery. □ Available accessories.

ACCESSORIES FOR KM 125/130 R BP

1.280-150.2



		Order No.	Quantity	Battery voltage	Battery capacity	Battery type	Price	Description	
Accessories for batteries									
Box with wall holder	1	2.641-243.0	1 piece(s)					Supply system for charging wet batteries, the batteries can be filled easily, time saving. Mount the box 4 meters high.	<input type="checkbox"/>

■ Included in delivery. □ Available accessories.

ACCESSORIES FOR KM 125/130 R BP

1.280-150.2



		Order No.	Quantity	ID	Width	Length	Price	Description	
Other									
Cleaning agent container, complete	1	4.070-006.0	1 piece(s)					Kit consisting of cleaning agent container and Home Base adapter. For connecting Home Base Rail.	<input type="checkbox"/>

■ Included in delivery. □ Available accessories.