




KM 100/100 R Bp Pack

Comfortable, modern ride-on sweeper for professional use indoors and outdoors for areas from 6,000 m²/h to 7,800 m²/h.



1 Impact protection

- Protects the sweeper and obstacles within the area being cleaned.




2 Large filter area with automatic filter cleaning system

- The filter is automatically cleaned when the machine is switched off – for continuous low-dust sweeping for long periods of uninterrupted use.
- Filter cleaning can also take place manually.



3 Easy to maintain

- Filter and roller brush easy to remove without tools for flexible maintenance.



4 EASY Operation operating concept

- Clear and logical arrangement of all controls in the handle and field of view for ease of use.
- Standard symbols for all Kärcher sweepers.



KM 100/100 R Bp Pack

- Automatic filter cleaning system
- Electric traction drive
- Emission-free operation

Technical data

Order No.	1.280-112.0	
EAN code	4039784468603	
Drive	DC motor	
Drive - power	V / W	24 / 2050
Max. area performance	m²/h	6000
Working width	mm	700
Working width with one side brush	mm	1000
Working width with 2 side brushes	mm	1300
Battery capacity	Ah	240
Battery voltage	V	24
Waste container	l	100
Climbing ability	%	15
Working speed	km/h	6
Filter area	m²	6
Weight	kg	540
Dimensions (L × W × H)	mm	2006 × 1005 × 1343

Equipment

Polyester round filter	■	Suction	■
Manual filter cleaning	■	Outdoor use	■
Automatic filter cleaning	■	Indoor use	■
Traction drive	electric	Battery display	■
Oscillating main sweeper roller	■	Elapsed time counter	■
Suction volume regulation	■	Sweeping function can be deactivated	■
Coarse dirt flap	■	Wheels, pneumatic-tyred	■
Battery and built-in charger included	■		
Overhead sweeping principle	■		
Forward traction drive	■		
Reverse traction drive	■		

■ Included in delivery.

ACCESSORIES FOR KM 100/100 R BP PACK

1.280-112.0



1



2

		Order No.	Installation ex-works	Battery voltage	Battery capacity	Battery type	Price	Description	
Traction batteries									
Battery, 240 Ah, low-maintenance	1	6.654-112.0		24 V	240 Ah				■
Chargers									
Charger	2	6.654-143.0		24 V		built-in		For charging battery 6.654-112.0.	■

■ Included in delivery. □ Available accessories.

ACCESSORIES FOR KM 100/100 R BP PACK 1.280-112.0

KÄRCHER



		Order No.	Installation ex works	Length / width	Diame-ter	Price	Description	
Round filter								
Round filter	1	6.414-532.0					Moisture-proof, washable single round filter for Kärcher sweepers. Filter noticeably reduces maintenance costs.	■
Standard main roller brushes								
Standard roller brush	2	6.906-375.0		700 mm	285 mm			■
Main roller brush, soft/natural								
Main sweeper roller, soft/natural	3	6.906-533.0		700 mm	285 mm		With natural bristles, ideal for sweeping fine dust on smooth surfaces in both inside and outside areas.	□
Main roller brush, hard								
Main sweeper roller, hard/water-resistant	4	6.906-532.0		700 mm	285 mm		For the removal of stubborn dirt outdoors	□
Main roller brush, antistatic								
Main roller brush, antistatic	5	6.906-534.0		700 mm	285 mm		For sweeping surfaces subject to static build up (e.g. carpets, artificial turf)	□

■ Included in delivery. □ Available accessories.

ACCESSORIES FOR KM 100/100 R BP PACK 1.280-112.0



		Order No.	Installation ex works	Length / width	Diame-ter	Price	Description	
Standard side brushes								
Standard side brush	1	6.905-986.0			450 mm		Standard side brush with moisture-proof universal bristles for normal soiling on all surfaces. Extremely durable.	■
Side brush, soft								
Soft side brush	2	6.906-133.0			450 mm		Sweeps fine dust on all surfaces, moisture-proof, for indoors and outdoors	□

■ Included in delivery. □ Available accessories.


ACCESSORIES FOR KM 100/100 R BP PACK 1.280-112.0



		Order No.	Quantity	Battery voltage	Battery capacity	Battery type	Price	Description	
Accessories for batteries									
Box with wall holder	1	2.641-243.0	1 piece(s)					Supply system for charging wet batteries, the batteries can be filled easily, time saving. Mount the box 4 meters high.	<input type="checkbox"/>

■ Included in delivery. □ Available accessories.

ACCESSORIES FOR KM 100/100 R BP PACK 1.280-112.0



		Order No.	Installation ex works				Price	Description	
Lighting									
Working lights	1	2.640-551.0						For better visibility, e.g. in underground garages or warehouses	<input type="checkbox"/>
Protective roof for operator with 360° warning beacon									
Protective roof for operators with flashing beacon	2	2.640-496.7	2.640-496.7					Necessary for operating sweeper in high-bay warehouses. Complies with IEC 60335-2-72	<input type="checkbox"/>
Sweeping/Vacuuming									
Suction hose Adv	3	2.641-448.7	2.641-448.7						<input type="checkbox"/>
Warning beacon									
Add-on kit revolving signal light LED KM	4	2.643-886.0	2.643-886.7						<input type="checkbox"/>
Side brushes, left									
ABS 2. Side brush, left	5	2.851-050.0	2.851-050.7					Complete, incl. standard side brush to increase area swept	<input type="checkbox"/>
	6	2.640-284.0	2.640-284.7					Complete, including standard side brushes for excellent cleaning results (up to serial number 11857).	<input type="checkbox"/>

■ Included in delivery. □ Available accessories.

ACCESSORIES FOR KM 100/100 R BP PACK 1.280-112.0



		Order No.	Installation ex works				Price	Description	
Tyres, puncture-proof									
Puncture-proof tyres (set), solid rubber, non-marking	1	2.641-129.7	2.641-129.7					Avoid tyre marks on light surfaces	<input type="checkbox"/>

■ Included in delivery. □ Available accessories.